





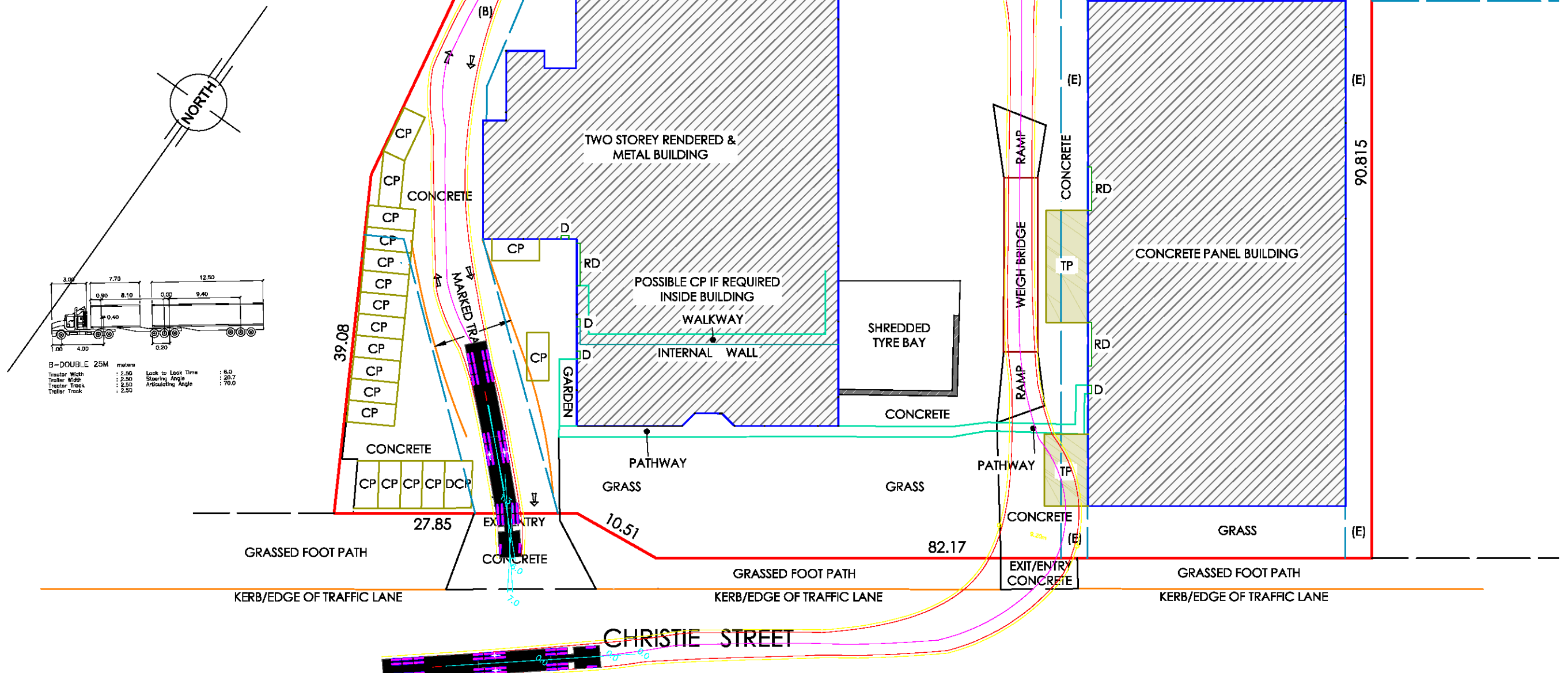
NSW STOCK MANAGEMENT PLAN
NSW - 81-85 CHRISTIE STREET, ST MARYS



R662 - Max Storage Capacity 2017

LEGEND			Indoor tyre piles = 30m ² x 3.7m high	Outdoor tyre piles = 60m ² x 3.7m high
	Shipping Container	Tyre Pile		
			Pile separation = 2m	Pile / building separation = 1.5m
	Separation Distance	Overflow Tyre Pile		

- ↗ DENOTES MARKED TRAFFIC DIRECTION ARROW
 CP DENOTES CAR PARKING SPACE
 TP DENOTES TRUCK PARKING AREA
 DCP DENOTES DISABLED CAR PARKING SPACE
 D DENOTES DOOR
 RD DENOTES ROLLER DOOR
 (E) EASEMENT FOR WATER PIPELINE 3.05 WIDE (N862843)
 (B) ACCESS VARIABLE WIDTH



25m B-Double Vehicle Turnpath Diagram 81-85 CHRISTIE ST ST MARYS

Client: TYRE CYCLE	Greys Consulting Traffic Engineering & Transport Planning U28 600 Mowbray Road Lance Cove North 2066	Telephone (02) 9420 0011 email alex@greysconsulting.com.au	Scale 1:500		
			Turn Path Drawn:	Alex Giyahi	
			Date of Survey: 07-02-2018		Sheet 1 of 1
			AUTOCAD	Issue 01 18-02-2018	

NOTE:
Location of Sydney Water's sewer main,
sewer connection lines, water pipes,
stormwater drains, underground electricity
lines and other services must be obtained
prior to commencement of any work on site.
DIAL BEFORE YOU DIG 1100

Note:
10.0m long overflow weir
in concrete kerb.
Top of Weir 22.25
22.275

ABOVE GROUND BASIN
Maximum Water Level 22.275
Permissible Site Discharge 85 litres/sec
Volume of Storage Required 171m³
Volume of Storage Provided 174m³

172m³ volume achieved

WORK AS EXECUTED PLAN
I certify that:
1. This is a true record of the works that have been constructed and
2. All drainage works are situated within drainage easements and/or reserves as shown on the Linen Plan.
Signed: *M. Freeburn*
Registered Surveyor
Date: 20/2/08
Matthew Freeburn
Freemurn Surveying
Suite 2, First Floor
2 Cross Street, Penrith NSW 2750
Telephone: (02) 4777 1111

RECEIVED
DRAFT
30 DEC 2009
PENRITH CITY COUNCIL

E	7.7.08	Location of outlet to street amended.
D	1.5.08	Driveway crest level increased to RL22.35
C	5.3.08	Location of water quality pit amended.
B	5.2.08	Levels and pipe layout amended.
A	2.5.05	Building size increased.
Issue	Date	App'd
REVISIONS		
DESCRIPTION		

KNEEBONE, BERETTA & HALL PTY LTD
CONSULTING STRUCTURAL & CIVIL ENGINEERS
4 MACQUARIE AVENUE, PENRITH NSW 2750
PHONE: (02) 4731 3533 FACSIMILE: (02) 4721 5442
WEBSITE: www.kneeboneberetta.com.au
E-MAIL ADDRESS: kneebone@pbk.com.au

Directors:
Trevor B. HALL, B.Sc. (Eng), F.A.E. (Aust.), C.P. Eng.
Ernest L. BERETTA, B.E. (Struct.), F.A.E. (Aust.), C.P. Eng.
Peter R. ANDREWS, B.E. (Mech.), A.M.S. (Aust.), C.P. Eng.

SCALE	1:250
DATE	8-10-04
DRAWN	P. Martin
DESIGNED	P. Anderson
APPROVED	<i>Matthew Freeburn</i>

PROPOSED FACTORY DEVELOPMENT No 85 Christie Street, St. Marys. For: Mr B. Feros.	DRAWING NUMBER 82381-10
STORMWATER DRAINAGE DETAILS	ISSUE E.